

Quick Hedge

INSTANT PRIVACY



*"Finest quality
instant hedges
from Holland"*

Peter Bongers

*Facts and
Figures*

Privacy
within one day

INSTANT HEDGES



LOVELY LIVING GREENERY, BUT WITH IMMEDIATE PRIVACY PLEASE

More and more landscape architects, gardeners and garden lovers choose the special qualities of QuickHedge instant hedges. They are choosing living green instead of stone, fencing or wood. They value the combination of top quality and 'privacy within a day'. After all, it is an absolute shame, and unnecessary, that the proud owners of a new or renovated garden, terrace, swimming pool, natural pool, patio or parking space are so exposed for years for the simple reason that it takes such a long time for a hedge to mature.

Customers who choose beautiful, lush green as a boundary partition or privacy-enhancing decorative element can choose from no fewer than 29 types of QuickHedge ready-to-plant hedges. These hedges are grown on the best conceivable soil in Noord-Brabant and pampered by dedicated professionals. After an average of six years the hedges are mature, exceedingly strong, expertly trimmed to shape and in the prime of their lives. Only then they are suitable for delivery to our customers, providing ultimate privacy within a day. The only thing the gardener needs to do is to dig a trench. And to plant the QuickHedge hedges, delivered in elements of one metre.

INSTANT HEDGES

Let the
great
enjoyment
begin!



A MATURE HEDGE WITHIN ONE SINGLE DAY




🕒 08.00



Dig ditch

🕒 12.00



Plant hedge

🕒 16.00



Watering

🕒 20.00



Enjoy!

While your hedge is delivered and unloaded, your gardener digs a trench, in which your hedge is placed. With a planting rate of 20 metres of hedge per hour, your hedge is there in no time. You'll be amazed by the result. Before evening falls, you're enjoying total privacy. A bit of time to be together. The enjoyment can start.

A QUICKHEDGE FITS INTO EVERY GARDEN DESIGN, WHETHER PRIVATE OR COMMERCIAL



Private villa



RHS Maze



Leontienhuis Centre



Chalet park Landal



Olympic equestrian centre



THE QUICKHEDGE SECRET

The QuickHedge hedges in the nursery in Boekel (The Netherlands) are grown in a humus-rich sandy soil with an organic matter content of 5%, with a perfectly balanced soil life. Full of dedication, our nursery team are busy with 'their' hedges. As soon as they are one year young, the young hedge plants are planted at exactly the right distance from one another. During their upbringing, for about six years, the hedges are frequently trimmed, creating healthy, well-branched, compact and dense hedge elements.

However, the most important growing measure takes place below ground level, in the soil. Plants and shrubs naturally spread their roots widely. The hedges are regularly undercut with utmost precision by passing a U-shaped knife under the hedges. For maximum precision, we use advanced GPS technology here. The ball this creates contains many hair roots allowing absorption of moisture and nutrients from the soil. So this is how you get exceedingly strong, healthy and thriving hedges!

We reveal just a little of the QuickHedge's secret here...

- Top quality young plants
- Superior soil
- Annual undercutting
- Frequent trimming to shape
- Adequate sprinkling

This is how you get strong, healthy and thriving hedges!



QUICKHEDGE FACTS & FIGURES

1 owner, the flamboyant, passionate Peter Bongers,
originally a tree nurseryman, also called
Mister QuickHedge in the trade

5 team members, dedicated green lovers,
who all have a long association with QuickHedge

20 countries, where QuickHedge
has been active since
delivery started in 2009

25 hectares of nursery on the best conceivable soil
in Boekel, in the Dutch province of Noord-Brabant

29 varieties, both evergreen and deciduous,
fruit-bearing, as well as in block shape, that is, solitary

30 years of experience in tree, shrub and hedge nursery

500 satisfied customers in Europe

100,000 tons of CO₂ are annually absorbed by the hedges in the nursery;
in July 2013 it became clear how much particulate
matter the hedges remove from the air as well

135,000 metres of hedges in
the nursery now

540,000 plants with a strong root system.





Exceedingly strong,
healthy, thriving hedges

Year round available
in a practical
biodegradable box

By placing
instant hedges:

- you create a better and healthier living environment for you and your loved ones
- you increase the value of your home
- you save time, the hedges are already mature

Before you know it, you are sitting comfortably out of sight behind your lovely new hedge enjoying your privacy. And its simply amazing quality.

Is that enjoyment
or what?



PLANTING & ADVICE

Correct planting of QuickHedge hedge elements guarantees that they will root quickly and have a long life. These are our tips and recommendations for planting and maintenance.

Our partners, landscape architects and/or gardeners involved in the purchase of a QuickHedge hedge are advised to discuss these tips and recommendations with, or pass them on to, the person who will finally be caring for the hedge. This will increase and prolong enjoyment of the prized QuickHedge hedge.

- Make sure the soil is good and light and drains well; use soil improvement where necessary.
- Only plant in disease-free soil with a good acidity (pH).

- In (heavy) clay soil it is highly advised to prepare the plant trench with extra care and to place a drain hose at the bottom of the trench (in a layer of river sand if necessary) if in doubt about the correct soil preparation, always contact QuickHedge.
- Loosen the subsoil of the plant trench well and dig out a wide trench so the roots can strike well: minimum width 35 cm and minimum depth 35 cm.
- When using the QuickHedge plant rack, the trench should be at least 60 cm wide.
- Place the hedge elements including the biodegradable cardboard box in the trench; make sure the cardboard is just below ground level.
- Place the supplied drip irrigation hose on the top of the rootball / cardboard box, just below ground level.
- Fill the trench with good loose soil and firmly press the elements and the soil.



PLANT RACK METHOD





IRRIGATION & MAINTENANCE

DRIP IRRIGATION

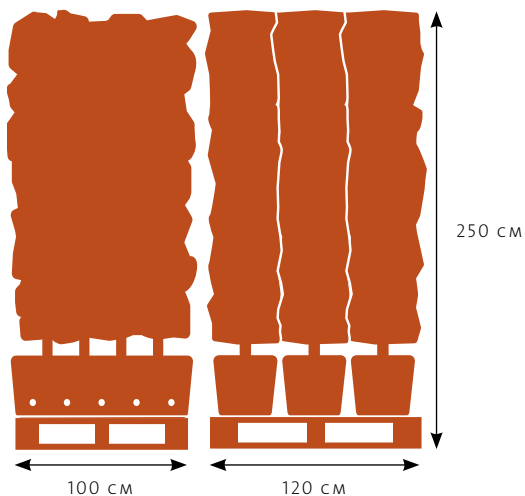
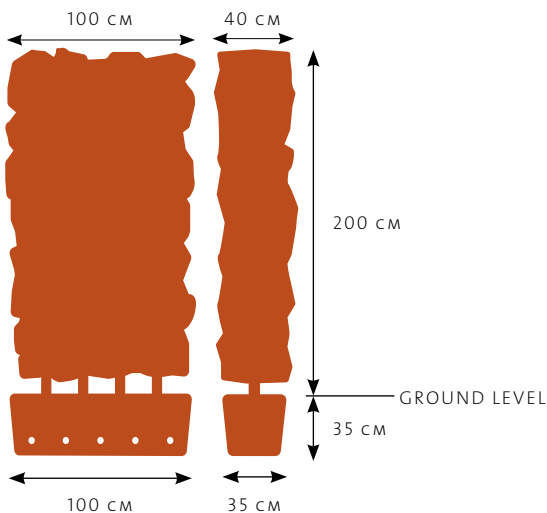
- A QuickHedge hedge thrives optimally when the drip irrigation hose supplied by QuickHedge is used.
- Use a water timer (Gardena or equivalent) or connect the driphose to an irrigation controller.
- Advise the end customer, the person who will finally be responsible for hedge care, to drip irrigate for one hour a day in the event of serious drought.
- Regularly check with a spade whether the soil is not too dry or too moist.
- If you are in doubt about the right humidity, please contact QuickHedge.

FERTILISING

- Make sure that the condition of the soil at the end customer is in order; if fertiliser is applied, preferably use organic fertilisers.
- In no case use extra farmyard manure; this is usually far too strong and will result in root burning.
- If unexpectedly a problem arises in the course of time, please contact your QuickHedge dealer.

MEASUREMENTS

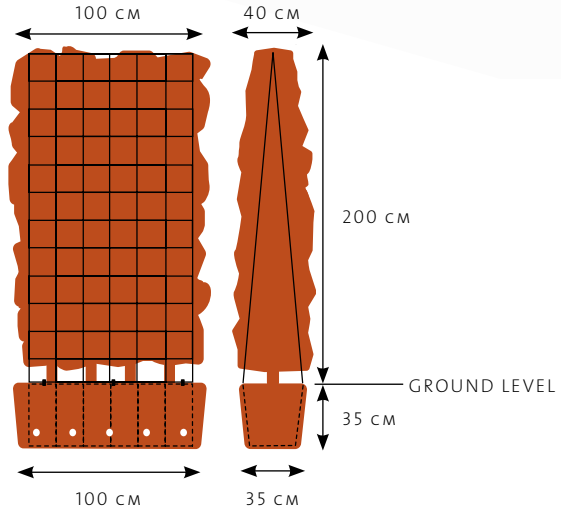
INSTANT HEDGES [WITHOUT FRAME]



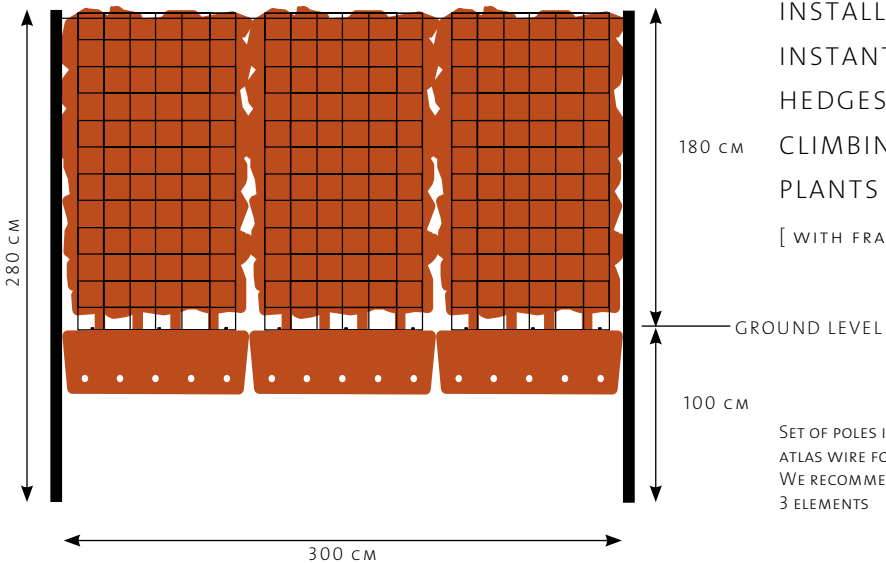
LOADING ON
EUR2 PALLET
[120 × 100 cm]



INSTALLATION INSTANT HEDGES CLIMBING PLANTS [WITH FRAME]



Ø 6 CM



INSTALLATION INSTANT HEDGES CLIMBING PLANTS [WITH FRAME]

SET OF POLES INC. BLACK ATLAS WIRE FOR MOUNTING. WE RECOMMEND 1 POLE PER 3 ELEMENTS

ASSORTMENT BLOCK SHAPES

BLOCK SHAPES	L CM	B CM	H CM	EVER-GREEN	DECIDUOUS
ACER CAMPESTRE	80	80	250		x
CARPINUS BETULUS	80	80	250		x
CORNUS MAS	80	80	250		x
FAGUS SYLVATICA	80	80	250		x
FAGUS SYLVATICA ATROPUNICEA	80	80	250		x
METASEQUOIA GLYPTOSTROBOIDES	80	80	250		x
PARROTIA PERSICA VANESSA	80	80	250		x
PRUNUS LUSITANICA ANGUSTIFOLIA	80	80	250	x	
TAXUS BACCATA	80	80	250	x	

From time to time, some of our hedge types or sizes may be temporarily unavailable, due to overwhelming demand or growth that doesn't meet our exacting standards. When in doubt, please ask your local supplier about availability.



ASSORTMENT HEDGES

HEDGES	L CM	B CM	H CM	EVER-GREEN	DECIDUOUS
ACER CAMPESTRE	100	40	200		x
CARPINUS BETULUS	100	40	80-120-150-200		x
CORNUS MAS	100	40	200		x
ELAEAGNUS EBBINGEI	100	40	180	x	
FAGUS SYLVATICA	100	40	80-120-150-200		x
FAGUS SYLVATICA ATROPUNICEA	100	40	200		x
HEDERA HIBERNICA	100	40	180	x	
HYDRANGEA ANOMALA PETIOLARIS	100	40	180		x
ILEX MESERVEAE BLUE MAID	100	40	200	x	
ILEX MESERVEAE BLUE PRINCE	100	40	200	x	
ILEX MESERVEAE HECKENPRACHT	100	40	200	x	
LARIX KAEMPFERI	100	40	200		x
LIGUSTRUM OVALIFOLIUM	100	40	200	x	
LIQUIDAMBAR STYRACIFLUA	100	40	200		x
LIQUIDAMBAR STYRACIFLUA WORPLESDON	100	40	200		x
METASEQUOIA GLYPTOSTROBIDES	100	40	200		x
PARROTIA PERSICA VANESSA	100	40	200		x
PICEA ABIES	100	40	200	x	
PRUNUS LAUROCERASUS CAUCASICA	100	40	200	x	
PRUNUS LAUROCERASUS HERBERGII	100	40	200	x	
PRUNUS LAUROCERASUS ROTUNDIFOLIA	100	40	200	x	
PRUNUS LUSITANICA ANGUSTIFOLIA	100	40	200	x	
TAXUS BACCATA	100	40	80-120-150-180-200	x	
THUJA OCCIDENTALIS BRABANT	100	40	200	x	
TILIA CORDATA	100	40	200		x
TRACHELOSPERMUM JASMINOIDES	100	40	180	x	
VITIS BUFFALO	100	40	180		x



QuickHedge
INSTANT PRIVACY

Your QuickHedge dealer

QuickHedge BV | Lage Raam 7 | 5427 PT Boekel | The Netherlands | +31 (0)492 32 14 42 | info@quickhedge.nl

WWW.QUICKHEDGE.COM